



राजस्थान कर्मचारी चयन बोर्ड, जयपुर द्वारा आयोजित



राजस्थान

12 जनवरी, 2026 को जारी विस्तृत विज्ञप्ति के अनुसार
नवीनतम पाठ्यक्रम पर आधारित पाठ्यसामग्री

LDC

द्वितीय प्रश्न पत्र

लिपिक ग्रेड- II / कनिष्ठ सहायक
संयुक्त सीधी भर्ती परीक्षा - 2026

ENGLISH **VOLUME 5**

विशेषताएँ:

- नवीनतम पाठ्यक्रम पर आधारित पाठ्यसामग्री
- राजस्थान बोर्ड, NCERT और मानक बोर्ड पर आधारित प्रश्नोत्तरों का समावेश
- सारगर्भित एवं नवीनतम आंकड़ों सहित



Shivani Ma'am

75 प्रश्नों
के लिए बेहद
उपयोगी

अक्षांश पब्लिकेशन

M. 9079798005, 6376491126

Plot No 1104, Shiksha Mandir, Sec 4, Circle, Main Road, Udaipur



ब्यारव्यात्मक हल

लक्ष्य क्लासेज़, उदयपुर

के यूट्यूब चैनल पर उपलब्ध



राजस्थान कर्मचारी चयन बोर्ड, जयपुर द्वारा आयोजित



राजस्थान

LDC

द्वितीय
प्रश्न पत्र

कनिष्ठ सहायक संयुक्त/लिपिक ग्रेड- II

ENGLISH VOLUME 5

“अक्षांश प्रकाशन की समस्त पुस्तकें लक्ष्य क्लासेज़, उदयपुर के अनुभवी शिक्षकों के मार्गदर्शन एवं अक्षांश प्रकाशन की समर्पित टीम के सहयोग से तैयार की गई हैं।”

संपादक
शिवानी मैम

सह संपादक
गंगासिंह भाटी, अनोपचंद मंडा,
धर्मेश साँखला

MRP : ₹180

प्रकाशन
अक्षांश प्रकाशन, उदयपुर (राज.)

नोट :- अब लक्ष्य क्लासेज़ की सभी आगामी पुस्तकें केवल 'अक्षांश प्रकाशन' के माध्यम से ही प्रकाशित की जाएंगी। ये सभी पुस्तकें बाजार में 'अक्षांश' नाम से ही उपलब्ध होंगी। विद्यार्थियों को सूचित किया जाता है कि आगामी समय में 'लक्ष्य' नाम से कोई भी पुस्तक प्रकाशित नहीं की जाएगी। इसलिए कृपया पुस्तक खरीदते समय केवल 'अक्षांश प्रकाशन' के नाम से प्रकाशित और अधिकृत पुस्तकें ही बुक स्टोर्स से प्राप्त करें, ताकि आपको प्रमाणिक, अद्यतन एवं परीक्षा-उपयुक्त सामग्री प्राप्त हो। भविष्य में 'लक्ष्य' नाम से प्रकाशित किसी भी पुस्तक की सामग्री या गुणवत्ता की जिम्मेदारी 'अक्षांश प्रकाशन' या 'लक्ष्य क्लासेज़, उदयपुर' की नहीं होगी।

प्रकाशन

अक्षांश प्रकाशन

Plot No 1104, Shiksha Mandir, Sec 4, Circle,
Main Road, Udaipur

लक्ष्य क्लासेज़, उदयपुर से जुड़ने के लिए QR CODE स्कैन करें



TELEGRAM



INSTAGRAM



YOUTUBE



FACEBOOK



WHATSAPP

बुक कोड - AP0078

©सर्वाधिकार - अक्षांश प्रकाशन

lakshyaclassesudr@gmail.com

मुख्य वितरक - लक्ष्य क्लासेज़, उदयपुर

M. 9079798005, 6376491126

इस पुस्तक में दी गई सभी जानकारियाँ, तथ्य और सूचनाएँ सावधानीपूर्वक सत्यापित की गई हैं। फिर भी यदि किसी जानकारी या तथ्य में कोई त्रुटि रह गई हो, तो उसके लिए प्रकाशक, संपादक या मुद्रक जिम्मेदार नहीं होंगे।

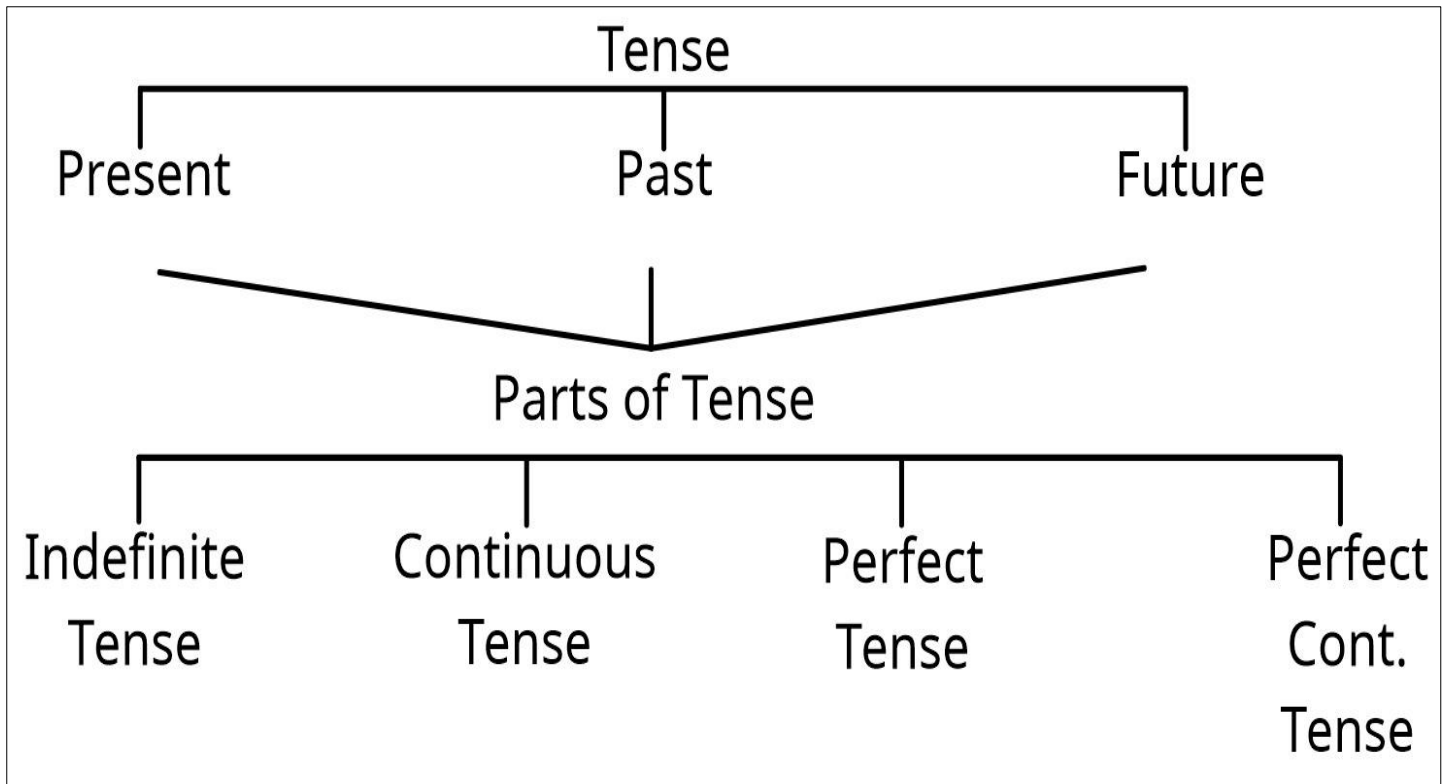
हमारा विश्वास है कि इस पुस्तक की सामग्री लेखकों द्वारा मौलिक रूप से तैयार की गई है। यदि किसी प्रकार का कॉपीराइट उल्लंघन सामने आता है, तो उसकी जिम्मेदारी प्रकाशक की नहीं होगी।

सभी विवादों के निपटारे के लिए न्यायिक क्षेत्र उदयपुर रहेगा।

अक्षांश प्रकाशन ने इस पुस्तक के तथ्यों तथा विवरणों को उचित स्रोतों से प्राप्त किया है। इस पुस्तक में प्रकाशित सभी प्रकार की सामग्री पूर्णतः तथ्यात्मक विश्लेषण पर आधारित है। इस पुस्तक के किसी भी भाग और सामग्री को अक्षांश प्रकाशन की अनुमति और जानकारी के बिना अन्यत्र प्रकाशित या प्रिन्ट करना अनुचित है, यदि ऐसा पाया जाता है तो व्यक्ति या संस्थान स्वयं जिम्मेदार है।

INDEX

S.NO.	TOPICS	PAGE.NO.
1.	TENSES/SEQUENCE OF TENSES	1 - 15
2.	VOICE : ACTIVE AND PASSIVE	16 - 28
3.	NARRATION : DIRECT AND INDIRECT	29 - 42
4.	TRANSFORMATION OF SENTENCE	43 - 47
5.	USE OF ARTICLES AND DETERMINERS	48 - 61
6.	USE OF PREPOSITIONS	62 - 68
7.	TRANSLATIONS OF SIMPLE SENTENCES	69 - 72
8.	CORRECTION OF SENTENCES	73 - 96
9.	GLOSSARY OF OFFICIAL, TECHNICAL TERMS	97 - 116
10.	SYNONYMS	117 - 123
11.	ANTONYMS	124 - 129
12.	ONE WORD SUBSTITUTION	130 - 145
13.	PREFIXES AND SUFFIXES	146 - 150
14.	CONFUSABLE WORDS	151 - 158
15.	COMPREHENSION OF A GIVEN PASSAGE	159 - 169
16.	KNOWLEDGE OF WRITING LETTERS	170 - 177
17.	RSSB LDC EXAM 2024	178 - 184
18.	RSSB LDC EXAM 2018	185 - 205



Tenses/Sequence of Tenses

- ◆ verb के रूप से कार्य के जिस समय का बोध होता है, उसे Tense (काल) कहते हैं। Verbs के तीन मुख्य रूप (forms) होते हैं - Present, Past तथा Past Participle. इनके अतिरिक्त Present Participle अर्थात् -ing form तथा Infinitives भी Verb के forms ही कहलाते हैं।
- ◆ Verbs के विभिन्न Forms:
- ◆ Verbs दो प्रकार (forms) के होते हैं-
 - (1) Strong Verbs
 - (2) Weak Verbs

अंग्रेजी में तीन प्रकार के Tense होते हैं:

1. Present Tense (वर्तमान काल)
2. Past Tense (भूतकाल)
3. Future (भविष्यकाल)

◆ एक ही Tense (काल) में Verb की भिन्न-भिन्न अवस्थाओं को व्यक्त करने के लिए प्रत्येक Tense के चार भेद होते हैं:

1. Simple /Indefinite [V₁,V₁s/es,V₂]
2. Continuous (Progressive) [V₁-ing]
3. Perfect [V₃]
4. Perfect Continuous [been+V₁-ing]

	Present	Past	Future
Simple	V ₁ (s/es) H.V.: do/does (केवल Negative/Interrogative में e.g. He plays football.	V. = V ₂ H.V.: did (केवल Negative / Interrogative में) eg. He played football.	H.V. = will/shall M.V = V ₁ eg. He shall play football.
Continuous	H.V. is/am/are M.V. = ing form e.g. He is playing football.	H.V was/were M.V. = ing form eg. He was playing football.	H.V. Shall/will + be M.V. = ing form eg. He shall be playing football.
Perfect	H.V. has/have	H.V = had	H.V = shall/will + have

	M.V = V ₃ eg. He has played football.	M.V = V ₃ eg. He had played football.	M.V = V ₃ eg. He shall have played football.
Perfect Continuous	H.V = has/have + been M.V = ing form Since/for + time eg. He has been playing football.	H.V = had + been M.V = ing form Since/for + time eg. He had been playing football.	H.V = shall/will + have + been M.V = ing form from/for + time eg. He shall have been playing football.

Present Tense

1. The Present Indefinite (Simple Present) Tense:

◆ इस Tense का प्रयोग वर्तमान समय में होने वाले कार्य, आदत, सामान्य अथवा शाश्वत सत्य जैसी बातों का उल्लेख करने के लिए होता है एवं वाक्य के अन्त में ता है, ती है, ते हैं आदि शब्द आते हैं।

जैसे-

1. He plays. वह खेलता है।
2. They play. वे खेलते हैं।
3. I play. मैं खेलता हूँ।
4. The sun rises in the east. सूर्य पूर्व में उगता है।

(A) Affirmative Sentences (स्वीकारात्मकवाक्य):

◆ **Pattern** – Subject +V1 / V1 + s/es

1. मैं अपना पाठ याद करता हूँ।
I learn my lesson.
2. सीता एक मधुर गाना गाती है।
Sita sings a sweet song.

Rule 1.

◆ Singular Number, Third Person chat (He, She, It या कोई एकवचन नाम) के साथ verb में 's' या 'es' लगा देते हैं।

Rule 2.

◆ Plural Number में Subject (I, We, you, They या कोई बहुवचन नाम) होने पर Verb भी Plural होगा अर्थात् verb में 'S' या 'es' नहीं लगता है।

नोट – Third Person के Singular Subject के साथ प्रयुक्त होने वाले Verbs के साथ निम्नलिखित अवस्थाओं में -es जोड़ा जाता है।

(a) जिन Verbs के अन्त में 'sh', 'ch', 'o', 'ss', 'x' अथवा 'zz' होता है, उनके साथ '-es' लगाते हैं।

जैसे:-

- | | |
|---------|---------|
| ◆ push | pushes |
| ◆ cross | crosses |
| ◆ watch | watches |

(b) यदि Verbs के अन्त में y हो व y के पूर्व consonant (व्यंजन) हो तो y हटाकर -ies लगाते हैं।

जैसे:-

- | | |
|---------|---------|
| ◆ worry | worries |
| ◆ try | tries |

(B) Negative Sentences (नकारात्मक वाक्य):

◆ **Pattern** – Subject + do/does + not +V1.....

1. सीता एक मधुर गाना नहीं गाती है।
Sita does not sing a sweet song.
2. वे हॉकी नहीं खेलते हैं।
They do not play hockey.

Rule 1.

◆ Negative Sentences में एकवचन, third person कर्ता के साथ verb की first form के पहले does not का प्रयोग करते हैं तथा Verb की I form में s/ es नहीं लगाते हैं।

Rule 2.

◆ बहुवचन noun कर्ता तथा I, you, we और they के साथ do not का प्रयोग करते हैं।

(C) Interrogative Sentences (प्रश्नवाचक वाक्य):

◆ **Pattern** – Do/Does + subject +V1

1. क्या वह एक पुस्तक पढ़ता है?
Does he read a book?
2. क्या मैं तुम्हें एक कलम देता हूँ?
Do I give you a pen?
3. वह यहाँ क्यों आती है?
Why does she come here?

Rule 1.

◆ Interrogative sentences में he, she, it और एकवचन के noun कर्ता के साथ Does वाक्य में Subject (कर्ता) से पहले ले आते हैं। Verb की पहली form लगाते हैं, 's' या 'es' नहीं लगाते हैं।

Rule 2.

◆ I, we, you, they और बहुवचन noun कर्ता के साथ सबसे पहले Do, फिर कर्ता और फिर verb की पहली form लगाते हैं। पहचान - जब किसी वाक्य में निम्नलिखित Adverbs का प्रयोग हो, तो उसे Present Indefinite या Simple Present Tense समझना चाहिए-

- ◆ always, often, sometimes, usually, generally, frequently, seldom, rarely, never, regularly, daily, occasionally.
- ◆ every day/ night/month/year etc.
- ◆ each day/night/ month/year etc.
- ◆ on Sundays/Mondays.....
- ◆ in the mornings/evenings etc.
- ◆ once/ twice a/an+ day/week/month etc.

(Present Indefinite Tense) with verb 'write'

Affirmative	Negative	Interrogative	Interrogative Negative
I write.	I do not write.	He/She/Ram does not write.	Does he / she / Ram not write?
We write.	We do not write.	Do we write?	Do we not write?
You write.	You do not write.	Do you write?	Do you not write?
They write.	They do not write.	Do they write?	Do they not write?

2. The Present Continuous

◆ पहचान - हिन्दी में इस Tense के Sentences में रहा हूँ, 'रही है', 'रहे हैं', 'हुआ है', 'हुई है', 'हुए हैं' आदि शब्द आते हैं। वाक्यों से ज्ञात होता है कि कार्य चल रहा है और पूरा नहीं हुआ है। यह Tense - is /am/are + 'ing form of the Verb से बनता है। जैसे

- ◆ I am playing.
- ◆ You are playing.

(A) Affirmative (Positive) Sentences

◆ Pattern - Subject + is/am/are + V1, (ing).....

1. मोहन एक पत्र लिख रहा है।
Mohan is writing a letter.
2. लड़कियाँ स्कूल जा रही हैं।
The girls are going to school.

नोट: He, She, It और एकवचन subject के साथ 'is', You, We, They और बहुवचन subject के साथ 'are' एवं I के साथ 'am' लगाकर verb में ing लगाते हैं।

(B) Negative Sentences

◆ Pattern - Subject + is/am/are + not + V1 (ing).....

1. वह अपनी गुड़िया से नहीं खेल रही है।
She is not playing with her doll.
2. वे बाजार नहीं जा रहे हैं।
They are not going to the market.

Rule

◆ not को is, are, am के ठीक बाद में रखते हैं।

(C) Interrogative Sentences:

◆ Pattern - Is/Am/Are + Subject + V1 (ing).....?

1. क्या लड़कियाँ कमरे में पढ़ रही हैं?
Are the girls reading in the room?
2. तुम वहाँ क्यों जा रहे हो? Why are you going there?

पहचान - जब वाक्य में still, in the present time, at this time, at this moment, now-a-days, these days, this evening, now, today, at present आदि शब्द हों तो वह वाक्य सामान्यतः Present Continuous Tense में होता है।

3. Present Perfect Tense

◆ इस Tense के वाक्यों में काम का वर्तमान काल में पूरा हो जाना पाया जाता है और वाक्यों के अन्त में 'चुका है', 'चुकी है', या 'आ है, ई है, ये हैं' आदि शब्द आते हैं।

(A) Affirmative sentences

◆ **Pattern**-Subject + has/have + V₃.....

1. राम स्कूल जा चुका है / गया है।
Ram has gone to school.
2. मैंने उसको एक पत्र भेजा है।
I have sent a letter to him.

नोट:-

◆ He, She, It और एकवचन कर्ता के साथ has और I, You, we, They तथा plural subject के साथ have लगाकर verb की third form लगाते हैं।

(B) Negative Sentences

◆ **Pattern** - Subject + has/have + not+V₃+ Obj.

1. मैंने तुम्हारा पत्र नहीं पढ़ा है।
I have not read your letter.
2. हमने ऐसा जानवर नहीं देखा है।
We have not seen such an animal.

नोट: Negative sentences में has या have के बाद not लगाते हैं।

(C) Interrogative Sentences

◆ **Pattern** - Has/Have + Subject +V₃

1. क्या उसने अपनी गाय बेच दी है?
Has he sold his cow?
2. क्या तुमने अपनी पाठ याद कर लिया है?
Have you learnt your lesson?

पहचान -

◆ जब किसी Sentence में this week/ month/year etc., just, just now, till now, already, recently, lately, not yet, so far, by now, always, never आदि का प्रयोग किया गया हो, तो वह sentence Present Perfect Tense में होता है।

- ◆ **Active Voice** : 'Active' का शाब्दिक अर्थ है-सक्रिय होना। अतः जब वाक्य में Subject (कर्तास्वयं (सक्रिय) active) होता है, अर्थात् जब स्वयं Subject कार्य करता है तो यह Active Voice होता है। जैसे:-
- ◆ Mukesh writes a letter. उपर्युक्त वाक्य में letter लिखने में स्वयं Subject सक्रिय है, अर्थात् Mukesh स्वयं पत्र लिखता है तो यह Active Voice है।
- ◆ **Passive Voice** : Passive का शाब्दिक अर्थ है- निष्क्रिय। अतः वाक्य में जब होना Subject स्वयं निष्क्रिय रहता है तथा Verb के अनुसार कार्य किया जाता है तो यह Passive Voice है।

Case	Personal Pronouns					
Subjective Case	I	We	You	He	She	They
Possessive Case	My	Our	Your	His	Her	Their
Objective Case	Me	Us	You	Him	Her	Them

विभिन्न Tenses में Verb की Passive Form अर्थात् Passive बनाते समय प्रयोग की जाने वाली Verbs

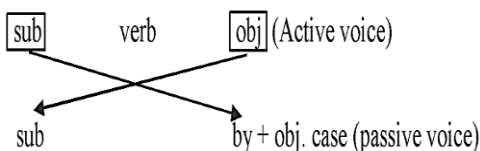
Tense	Active Voice	Passive Voice
Simple Present (Aff.)	Sub+V ₁ /V ₁ (s/es)+Obj.	Obj+is/are/am+v ₃ +by+Sub
Simple Present (Neg.)	Sub +do /does not + v ₁ +Obj.	Obj+is/are/am+not+v ₃ +by+Sub
Simple Past	Sub+v ₂ +Obj	Obj+was/were+v ₃ +by+Sub
Simple Past (Neg.)	Sub+did not+v ₁ +Obj	Obj+was/were+not+v ₃ +by+Sub
Simple Future	Sub+will/shall+modal+V ₁ +Obj.	Obj+will/shall+Modal+be+v ₃ +by+Sub
Present Continuous	Sub+is/are/am+v ₁ +ing+Obj.	Obj+is/are/am+being+v ₃ +by+Sub
Past Continuous	Sub+was/were+v ₁ +ing+Obj	Obj+was/were+being+v ₃ +by+Sub
Present Perfect	Sub+has/have+v ₃ +Obj.	Obj+has/have+been+v ₃ +by+Sub
Past perfect	Sub+had+v ₃ +Obj.	Obj+had+been+v ₃ +by+Obj
Future Perfect	Sub+will have/shal have+v ₃ +Obj.	Obj+will/shall+have+been+v ₃ +by+Obj.

Active Voice को Passive Voice में बदलना

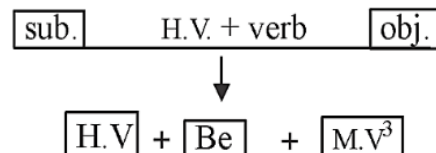
Active Voice	Passive Voice
1. He writes a letter.	A letter is written by him.
2. He does not write a letter.	A letter is not 'written by him.
3. He wrote a letter.	A letter was written by him.
4. He did not write a letter.	A letter was not written by him.
5. He will write a letter.	A letter will be written by him.
6. He is writing a letter.	A letter is being written by him.
7. He was writing a letter.	A letter was being written by him.
8. He has written a letter.	A letter has been written by him.
9. He had written a letter.	A letter had been written by him.
10. He will have written a letter.	A letter will have been written by him.

Important rules:

Active sentence के object को subject के स्थान पर रखना व Active sentence के Subject को वाक्य के अन्त में सामान्यतः 'by' preposition के साथ 'objective case' में रखना।



- ◆ Active sentence में दी गई Helping के साथ (sing/plural के अनुसार), be को रखना (main verb जिस form में होती है उसी form में 'Be' को use किया जाए।)



V ^B	V ¹	V ²	V ³	Ving
Be	is/am/are	was/were	been	being

Pronouns में बदलाव

Subject		Object
I	→	me
We	→	us
He	→	him
She	→	her
They	→	them

Modal में बदलाव

Modal + V ₁	Modal + Be + V ₃
Can do	Can be done
Modal + have + V ₃	Modal + have + Been + V ₃
Should have done	Should have been done

◆ **विशेष** : Modals : must, can, could, shall, should, will, would, may, might, need not के बाद Passive Voice में helping verb हमेशा be ही आयेगा। इनके Passive Voice Future Simple Tense की तरह बनेंगे।
Modal + be + V³

Rules :

- Rule: 1** Object को Subject बना दो। पहचान-verb के तुरन्त बाद object होता है।
- Rule: 2** Subject के तुरन्त बाद Helping Verb का प्रयोग होता है।
- Rule: 3** Verb की III Form का प्रयोग होता है।
- Rule: 4** Adverbial (यदि है तो वैसे का वैसे प्रयोग (होता है।
- Rule: 5** by का प्रयोग होता है।(यदि आवश्यक हो।)
- Rule: 6** Subject को Object बना देते है।

Subject तथा Object की पहचान

- ◆ Subject हमेशा verb के पहले आता है। सरल शब्दों में, वाक्य Subject से ही आरम्भ होता है।
Object की पहचान : Object हमेशा verb के बाद आता है। जैसे
1. He wrote a letter in the room...
 - (i) 'wrote' verb है। इसके पहले 'He' है अतः He-Subject है। दूसरे शब्दों में, 'He' से वाक्य आरम्भ हुआ है, अतः He-Subject है।
 - (ii) Verb-wrote' के बाद 'a letter' है, अतः यह Object ही है।
 2. My brother plays football in the evening. mechut:
 - (i) My brother hap से वाक्य आरम्भ है, अतः यह Subject है।
 - (ii) 'plays'-verb है, इसके बाद football है, अतः यह Object ही है।

1. Indefinite Tense

Examples

- ◆ **Active** : The boy throws the ball outside.
- ◆ **Passive** : The ball is thrown outside by the boy.
- (i) Object "the ball, है, इसे पहले स्थान पर लाओ)Subject रामेश पहले स्थान पर आता है)
- (ii) 'throw' present tense है अतः is लगाया)The ball is
- (iii) Verb III Form - thrown' लाए)The ball is thrown
- (iv) Adverbial that their I (The ball is thrown outside
- (v) "by" लाओ)The ball is thrown outside by
- (vi) Subject को Object बनाओ) —The ball is thrown outside by the boy.)
- ◆ **Active** : Mrs. Sharma cooked the breakfast.
- ◆ **Passive**: The breakfast was cooked by Mrs. Sharma.
- ◆ **Active** : She washes the clothes in the morning.
- ◆ **Passive** : The clothes are washed by her in the morning.

2. Continuous Tense

◆ पहचान मुख्य :Verb में -ing होता है।

Rules :

- Rule : 1** : Helping verb 'being' ही आयेगा।
- Rule : 2** : मुख्य verb में से -ing हटा दो और III Form लगा दो। अन्य नियम यथावत् हैं।

Examples

- ◆ Active : She is making tea.
- ◆ Passive : Tea is being made by her.
- ◆ Active : Your father was writing letters.
- ◆ Passive : Letters were being written by your father.
- ◆ Active : The teacher is teaching her.
- ◆ Passive : She is being taught by the teacher.
- ◆ Active : The boys are playing football.
- ◆ Passive : Football is being played by the boys.

3. Perfect Tense

पहचान : वाक्य में has, have अथवा had होता है और Verb की III Form होती है।(

Rules :

- Rule : 1** :Helping verb हमेशा 'been' ही आयेगा।
- Rule : 2** : प्रश्न में ही verb की III Form दी होती है अतः उसका ही प्रयोग करो।
- Rule : 3** :शेष नियम यथावत हैं।

Examples

- ◆ **Active** : She has cooked food for the guests.
- ◆ **Passive** : Food has been cooked for the guests by her.
- ◆ **Active** : The students have written a story.
Passive : A story has been written by the students.
- ◆ **Active** : Renu had locked the gate before she went out.
Passive : The gate had been locked by Renu before she went out.
- ◆ **Active** : My brothers have prepared coffee.
Passive : Coffee has been prepared by my brothers.

4. Future Perfect Tense

- ◆ पहचान : वाक्य में will have अथवा shall have + verb की III Form होती है। ध्यान दो-will अथवा shall के साथ have ही आयेगा, has अथवा had कभी नहीं आयेगा।

Rules

Rule : 1 : Object को Subject बनाते हैं।

Rule : 2 : तुरन्त बाद आवश्यकतानुसार will have been + V³ अथवा shall have been + V3 लगायें।

Rule : 3 : by प्रयोग करते हैं।

Rule : 4 : Subject को Object में बदलते हैं।

- ◆ **Active** : Rukhsana will have taken the University Degree by the next June.
- ◆ **Passive** : The University Degree will have been taken by Rukhsana by the next June.
- ◆ **Active** : They will have repaired your television set by tomorrow.
- ◆ **Passive** : Your television set will have been repaired by tomorrow.
- ◆ **Active** : Your brother will have completed the work by Monday.
- ◆ **Passive** : The work will have been completed by Monday by your brother.
- ◆ **Active** : They will have built the bridge.
- ◆ **Passive** : The bridge will have been built.

5. Going to

पहचान - में going to और उसके तुरन्त बाद verb की I form दी होती है।

going to के तुरन्त बाद मुख्य verb होता है। 'going to' मुख्य verb नहीं है।

Rules

◆ **Rule : 1**: Object को Subject में बदलते हैं।

Rule : 2:

(i) is, are, am+going to be + verb की III Form.

(ii) was, were+going to be + verb की III Form.

Rule : 3 : by प्रयोग करते हैं।

Rule : 4 : Subject के Object में बदलते हैं।

- ◆ **Active** : She is going to cook food.
- ◆ **Passive** : Food is going to be cooked by her.
- ◆ **Active** : The teacher was going to punish the students.
- ◆ **Passive** : The students were going to be punished by the teacher.
- ◆ **Active** : The judge is going to hear the case tomorrow.
- ◆ **Passive** : The case is going to be heard tomorrow by the judge.
- ◆ **Active** : They are going to open a new hospital in this town.
- ◆ **Passive** : A new hospital is going to be opened in this town.
- ◆ **Active** : Someone is going to open a bookstall in our school.
- ◆ **Passive** : A bookstall is going to be opened in our school.

6. वाक्य में Modal दिया हो

प्रमुख Modals निम्नलिखित हैं, must, can, could, shall, should, will, would, may, might, need not

Rule : 1 : यदि वाक्य में कोई Modal हो तो Helping Verb हमेशा be ही आयेगा।

Rule : 2 : Modal जहाँ है, वहीं रहेगा। Active Voice में Modal प्रायः Subject के बाद आता है, Passive Voice में भी Modal, Subject के बाद ही आयेगा।

Examples

- ◆ **Active** : She could help him.
- ◆ **Passive** : He could be helped by her.
- ◆ **Active** : You must write a letter.
- ◆ **Passive** : A letter must be written by you.
- ◆ **Active** : Ban will write a book.
- ◆ **Passive** : A book will be written by Ban.
- ◆ **Active** : You should obey your parents.
- ◆ **Passive** : Your parents should be obeyed by you.
- ◆ **Active** : She may purchase some books.
- ◆ **Passive** : Some books may be purchased by her.

Double Object

पहचान :

- ◆ वाक्य में Object के तुरन्त बाद कोई Noun दिया हुआ हो तो वह Noun दूसरा Object होता है। ऐसे वाक्यों के Passive Voice दो प्रकार से बन सकते हैं। आप यहाँ दिए गए प्रथम तरीके से ही Passive Voice बनाइए।

Examples

- ◆ **Active** : You showed Tushar the museum.
- ◆ **Passive** : Tushar was shown the museum by you.
- ◆ Tushar' object है। Object के बाद museum-Noun है जो दूसरा Object है।

Rule :

- (i) यदि Active Voice में Object के तुरन्त बाद कोई Noun हो वह दूसरा) Object है तो वह (Noun-Verb की III Form के पास आयेगा।
 (ii) उसके बाद by' आयेगा।

Examples

- ◆ **Active :** Mr. Kumar taught us English.
- ◆ **Passive :** We were taught English by Mr. Kumar.
- ◆ **Active :** You should teach the man a lesson.
- ◆ **Passive :** The man should be taught a lesson by you.
- ◆ **Active :** The police gave him a reward of Rs. 1000/-.
- ◆ **Passive :** He was given a reward of Rs. 1000/- by the police.
- ◆ **Active :** The doctor gave the child an injection.
- ◆ **Passive :** The child was given an injection by the doctor.
- ◆ **Active :** My grandmother tells me stories at night.
- ◆ **Passive :** I am told stories by my grandmother at night.

Omission Subjects

- ◆ यदि Active Voice में कोई ऐसा Subject हो जिसका महत्त्व नहीं हो अर्थात् Unimportant Subject हो तो (Passive Voice बनाते समय उसे छोड़ देते हैं अर्थात् उसका प्रयोग Passive Voice में नहीं करते हैं। अतः by का प्रयोग भी नहीं होगा।
- ◆ प्रमुख Omission Subjects हैं—They, We, People (All People), All of them, Someone, Somebody, everyone, everybody, one, children Some people तथा Many people—unimportant subjects नहीं हैं अतः Passive Voice बनाने में by some people. by many people का प्रयोग होगा।

Examples :

- ◆ **Active :** People take tea in the morning.
- ◆ **Passive :** Tea is taken in the morning.
- ◆ **Active :** Many people take tea in the morning.
- ◆ **Passive :** Tea is taken by many people in the morning.
- ◆ **Active :** They abused the leader in the meeting.
- ◆ **Passive :** The leader was abused in the meeting.
- ◆ **Active :** Someone is waiting for you in the room.
- ◆ **Passive :** You are being waited in the room.
- ◆ **Active :** Some people do not eat onions.
- ◆ **Passive :** Onions are not eaten by some people.

A. Interrogative Sentences

पहचान :

- ◆ Interrogative Sentences दो प्रकार से आरम्भ हो सकते हैं। वाक्य के अन्त में प्रश्नवाचक चिह्न होता है।
 Helping Verb से, जैसे
 1. Will you help me ?
 2. Is she cooking food ?
Wh-से, जैसे
 1. When will you return my book?
 2. Why are you laughing at Sita ?

Who' से आरम्भ होने वाले वाक्य

Rules :

- Rule : 1 :** By whom से Passive Voice आरम्भ करते हैं।
- Rule : 2 :** By whom के तुरन्त बाद Helping Verb आती है।

Examples

- ◆ **Active :** Who broke this beautiful cup”
Passive : By whom was this beautiful cup broken?
- ◆ **Active :** Who will help you in your difficulty?
Passive : By whom will you be helped in your difficulty?
- ◆ **Active :** Who can solve this question?
Passive : By whom can this question be solved?

B. Imperative Sentences

पहचान :

- ◆ Imperative Sentences (आज्ञा अथवा प्रार्थना-सूचक वाक्यमुख्यतः तीन प्रकारसे आरम्भ होते हैं (I. Verb की I Form से, अथवा II. Do या Do not से, अथवा III. Let से

Rules:

- Rule: 1:** Imperative Sentence का Passive Voice 'Let' से आरम्भ
- Rule : 2 :** Helping Verb हमेशा 'be' ही आयेगा।

Examples

- ◆ **Active :** Write a letter to your father.
Passive : Let a letter be written to your father.
- ◆ **Active :** Open the window.
Passive : Let the window be opened.
- ◆ **Active :** Do your work.
Passive : Let your work be done.
- ◆ **Active :** Do not play football on the road.
Passive : Let football not be played on the road.
 Imperative: Request [with Please/Kindly]

- ◆ यदि हम किसी की कही हुई बात को, ज्यों का त्यों कह दें, या लिख दें तो इसे हम Direct Speech या Direct Narration कहते हैं। ऐसा हमें लिखित (writing) में तो कर सकते हैं लेकिन बोलने में आमतौर से Indirect Speech का ही प्रयोग करते हैं। Indirect Speech में हम बोलने वाले के शब्दों को, ज्यों का त्यों न कहकर अपने शब्दों में ही कहते हैं और का प्रयोग भी नहीं "" करते। जैसे:

Direct: I said to Mr. Joshi, "You are a great leader."

Indirect: I told Mr. Joshi that he was a great leader.

- ◆ Indirect Speech is always a statement (ends with a full stop)
- ◆ साधारणतया Direct Narration से Indirect Narration में बदलते समय निम्न परिवर्तन होते हैं◆

1. Reported Speech के बाहर वाला

says	says
says to	tells
will says to	will tells
said	said
said to	told

वाक्य	Direct Speech (Reporting Verb)		Indirect Speech
(1) साधारण वाक्य (Assertive)	said to	→	told
(2) प्रश्नवाचक वाक्य (Interrogative)	said/said to	→	asked / enquired
(3) आज्ञार्थक वाक्य (Imperative, command & request)	said/said to	→	ordered / advised / requested / asked etc.
(4) विस्मायदि बोधक (Exclamatory)	said/said to	→	exclaimed with joy/sorrow/surprise/ exclaimed
(5) प्रार्थना सूचक (Prayer & Wishes)	said/said to	→	prayed/wished / cursed
(6) Let us से आरम्भ वाक्य	said/said to	→	suggested/proposed

- ◆ यह ध्यान रहे कि say, says इत्यादि के बाद to नहीं हो तो इन्हें बदलते नहीं।
- 2. वाक्य के दोनों भागों को अलग करने वाले Comma (,) व Inverted Comma ("") हट जाते हैं और इनकी जगह that लग जाता है। जो दो वाक्यों को जोड़ता है।
- 3. वाक्य के अंदर आए हुए Pronouns को वाक्य के भाव के अनुसार बदलते हैं।
- 4. Change of Pronoun

Subject	Object	No Change
↓	↓	↓
1 st	2 nd	3 rd
I, We	You, Yours	He, She, It, This, That, These, Those

- ◆ पहले को Direct speech (प्रत्यक्ष उक्ति) और दूसरे को Indirect speech (परोक्ष उक्ति) कहते हैं।

निम्नलिखित Sentences पर ध्यान दीजिए :-

Gopal said, "I am very glad."

- ◆ **Direct Narration** में Inverted commas ("") से बाहर का हिस्सा
- ◆ 'Sub. + Say/says/said to + obj. '**Reporting verb** कहलाता है।

Inverted commas के अन्दर का हिस्सा

"Statement" - "**Reported speech**" कहलाता है।

Reporting verb, "Reported speech कहलाता है।

Eg. : She said to me. "I am Junior."

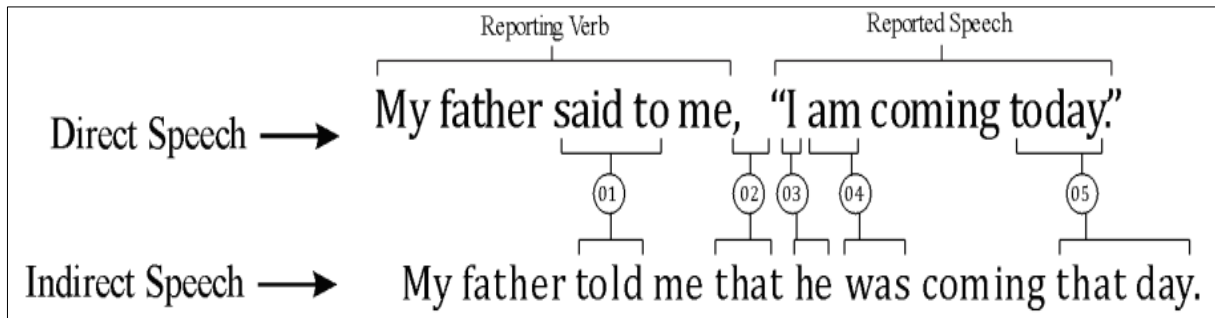
(Rep. verb) (Rep. Speech)

Eg. : He says to her. "You can wait here."

(R. verb) (R. Speech)

Direct Speech को Indirect speech में बदलना

◆ किसी भी वाक्य को Direct से Indirect speech में बदलने हेतु मुख्यतः निम्न बदलाव किए जाते हैं तथा error identify करने के लिए भी इन्हीं बदलावों पर ध्यान दिया जाता है।



Example

◆ Reported Speech में First Person के Pronoun को Reporting Verb के Subject के Person के अनुसार बदला जाता है। जैसे

- Direct:** I said, "I am speaking the truth."
Indirect: I said that I was speaking the truth.
- Direct:** I said to you, "I have always helped you."
Indirect: I told you that I had always helped you

◆ Reported Speech में Second Person के Pronoun को Reporting Verb के Object के अनुसार बदला जाता है। जैसे

- Direct:** He said to me, "you like Hindi."
Indirect: He told me that I liked Hindi.
- Direct:** Rajat said to him "you are a good friend."
Indirect: Rajat told him that he was a good friend.

◆ Reported Speech में Third Persons के Pronouns को नहीं बदला जाता है अर्थात् Third Person के Pronouns में कोई परिवर्तन नहीं किया जाता है। जैसे

- Direct:** She said to me, "she reads in a boarding school."
Indirect: She told me that she read in a boarding school.
- Direct:** the teacher said to me, "she is playing in the park."
Indirect: the teacher told me that she was playing in the park.

Rule (1):-

◆ Direct Narration से Indirect Narration में बदलते समय, यदि Reported Speech के बाहर वाले वाक्य में Verb Present Tense या Futures Tense में हो तो Reported Speech के अन्दर वाले Verb का Tense नहीं बदलते।

- Direct:** Philips is saying to his mother, "Father came here on Saturday."
Indirect: Philips is telling his mother that father came here on Saturday.
- Direct:** Mr. Gay says to me "I am working hard for the examination."
Indirect: Mr. Gay tells me that he is working hard for the examinations.
- Direct:** Mary says to Charles, "I can dance with you."
Indirect: Mary tells Charles that she can dance with him.
- Direct:** William says to Temple, "I was going to school."
Indirect: William tells Temple that he was going to school.
- Direct:** Milton says, "David and Mary are walking."
Indirect: Milton says that David and Mary are walking.
- Direct:** Andrew will say, "Marvel went to Chennai."
Indirect: Andrew will say that Marvel went to Chennai.
- Direct:** Margaret will say, "Sarita stole my ear-rings."
Indirect: Margaret will say that Sarita stole her ear rings.
- Direct:** Mr. Wolf has just said to me, "I am very thirsty."
Indirect: Mr. Wolf has just told me that he is very thirsty.
- Direct:** Bharat says to Sunita, "I don not read the Gita daily."
Indirect: Bharat tells Sunita that he does not read the Gita daily.

Rule (2):-

◆ यदि Reported Speech के बाहर वाले वाक्य में Past Tense हो और Reported Speech at अंदर वाले वाक्य में Present Tense या Future Tense हो तो Indirect Speech में बदलते समय Reported speech के अन्दर वाला Verb, Past Tense में बदल जाएगा और नजदीकी बताने वाले शब्द दूरी बताने वाले शब्दों में बदल जाएँगे।

1. **Direct:** The boy said, "The girl has stopped weeping."

Indirect: The boy said that the girl had stopped weeping.

2. **Direct:** Girls said, "Maha Laxmi is playing carrom."

Indirect: Girls said that Maha Laxmi was playing carrom.

3. **Direct:** The English teacher said to students, "I shall teach you Prepositions tomorrow also."

Indirect: The English teacher told students that he would teach them Prepositions the next day also.

4. **Direct:** Raghav said to his mother, "I want a beautiful wife."

Indirect: Raghav told his mother that he wanted a beautiful wife.

5. **Direct:** Anita said to Alka, "I can dance with her."

Indirect: Anita told Alka that she could dance with her.

6. **Direct:** Lord Shiva said to Parvati, "I have been dancing since Sunday."

Indirect: Lord Shiva told Parvati that he had been dancing since Sunday.

7. **Direct:** Pinky said to Anshu King, "I am ready to play with you."

Indirect: Pinky told Anshu King that she was ready to play with him.

8. **Direct:** Jacob said to Yakub, "I have reached Moscow."

Indirect: Jacob told Yakub that he had reached Moscow.

9. **Direct:** The Police Inspector said to the pick-pocket, "I shall punish you now and here."

Indirect: The Police Inspector told the pick-pocket that he would punish him then and there.

10. **Direct:** The monitor said to boys, Today is Thursday, yesterday was Wednesday and tomorrow will be Friday."

Indirect: The monitor told boys that day was Thursday, the previous day had been Wednesday and the next day would be Friday.

Change in words expressing nearness, time, table auxiliaries, etc.

This	Changes into	That
There	Changes into	Those
Now	Changes into	Then
Here	Changes into	There
Today	Changes into	That day
Tomorrow	Changes into	The next day
Yesterday	Changes into	The previous day
Last night	Changes into	The previous night
Can	Changes into	Could
May	Changes into	Might
Shall	Changes into	Should
Will	Changes into	Would
Ago	Changes into	Before
Just	Changes into	Then
Come	Changes into	Go

Rule (3):-

◆ निम्न Direct से Indirect Speech में नहीं बदले जाते हैं।

1. Universal truth
2. Fact
3. Habit / Routine
4. Proverb
5. An unchanged fact
6. Scientific fact / Mathematical fact
7. Natural fact
8. Historical Fact
9. Conditional Sentence of type 0, 2, 3

Note:

◆ यदि Reported Speech में कोई पुरानी ऐतिहासिक घटना हो तो इसका Tense नहीं बदलता।

Direct: Our Class Teacher said. "India became free in 1947."

Indirect: Our class Teacher said that India became free in 1947.

◆ Reported Speech में Verb का Tense नहीं बदलता यदि वह उन दो बातों को बताए जो एक ही समय में हुए हों।

Example

◆ **Direct:** Harish said, "I ran away as soon as I saw the bear."

Indirect: Harish said that he ran away as soon as he saw the bear.

◆ **Direct:** Bhanwar said, Sita was playing chess while Radhey was playing on the tabla.

Indirect: Bhanwar said that Sita was playing chess while Radhey was playing on the tabla

- ◆ **Direct:** Rakesh said, "I reached the school in the morning."
Indirect: Rakesh said that he had reached the school in the morning.
- ◆ **Direct:** Baby Rani said to me, "I did not dance yesterday."
Indirect: Baby Rani told me that she had danced the previous day.
- ◆ **Direct:** Yupi said, "I was dancing in the open ground."
Indirect: Yupi said that she had been dancing in the open ground.
- ◆ **Direct:** Jim Corbett said to the tiger, "I did not see you in the jungle."
Indirect: Jim Corbett told the tiger that he had not seen it in the jungle.
- ◆ **Direct:** Ali said, "Akbar had been trying to qualify R.T.S since 2008."
Indirect: Ali said that Akbar had been trying to qualify R.T.S since 2008.
- ◆ **Direct:** Parul said, "All were laughing then."
Indirect: Parul said that all had been laughing then.
- ◆ **Direct:** The language teacher said to him, "I taught you a poem long ago."
Indirect: The language teacher told him that he had taught him a poem before long.
- ◆ **Direct:** I said to the servant, "I had reached there before noon."
Indirect: I told the servant that I had reached there before noon.

- Rule (4):-**
यदि Reported Speech के अंदरवाले वाक्य में आदतन सत्य (habitual fact) या अटल सत्य (universal truth) हो तो इसका Tense कभी नहीं बदलता चाहे Reported speech के बाहर कोई भी Tense हो।
- ◆ **Direct:** The scholar said to us, "The Sun rises in the East and sets in the West."
Indirect: The scholar told us that the Sun rises in the East and sets in the West.
 - ◆ **Direct:** Mother said, One and one make eleven.
Indirect: Mother said that one and one make eleven.
 - ◆ **Direct:** Shakuntala said to her mother, "The Pole Star always rises in the North."
Indirect: Shakuntala told her mother that the Pole Star always rise in the North.
 - ◆ **Direct:** The Geography teacher said to us, "The Sun rises in the East and sets in the West."
Indirect: The geography teacher told us that the Sun rises in the East and sets in the West.
 - ◆ **Direct:** The merchant said his wife, "Honesty is the best policy."
Indirect: The merchant told his wife that honesty is the best policy.
 - ◆ **Direct:** Father said to us, "Truth is evergreen."
Indirect: Father told us that truth is evergreen.
 - ◆ **Direct:** The saint said to us, "Man is mortal and is born to die."
Indirect: The saint told us man is mortal and is born to die.

Change of Tenses:

S.No.	Reporting Verb	पहचान	Reported Speech	पहचान
1.	Present Indefinite	Verb की I form	Past Indefinite	Verb की II form
2.	Present Continuous	is/am/are + verb + ing	Past Continuous	was/were + verb + ing
3.	Present Perfect	has/have + verb की III form	Past Perfect	had + verb की III form
4.	Present Perfect Continuous	has been/have been + verb + ing	Past Perfect Continuous	had been + verb + ing
5.	Past Indefinite	Verb की 2 nd form	Past Perfect	had + verb की III form
6.	Past Continuous	was/were + verb + ing	Past Perfect Continuous	had been + verb + ing
7.	Past Perfect	Sub + had + verb III rd + object	Tense नहीं बदलता	
8.	Past Perfect Continuous	Sub + had been + verb III rd + since/for + object	Tense नहीं बदलता	

- ◆ स्पष्ट तथा भाव में पूर्ण अर्थ प्रकट करने वाला शब्द-समूह sentence कहलाता है।

जैसे

- ◆ 1. He is my brother. (वह मेरा भाई है।)
- ◆ 2. Sita sings a good song. (सीता एक अच्छा गाना गाती है।)

Kinds of the Sentence

- ◆ वाक्य पाँच प्रकार के होते हैं:
 1. Assertive (विधिसूचक)
 2. Interrogative (प्रश्नवाचक)
 3. Imperative (आज्ञार्थक)
 4. Exclamatory (विस्मयबोधक)
 5. Optative (इच्छाबोधक)

1. Assertive Sentence (विधिसूचक वाक्य)-

- ◆ जो वाक्य किसी कार्य या घटना के होने की सूचना देता है। Assertive Sentence कहलाता है। जैसे: -
- ◆ 1. Hari reads a book.
- ◆ 2. Kamla is ill.
- ◆ 3. Mohan does not sing.
- ◆ 4. Ram is not present.

Assertive Sentence दो प्रकार के होते हैं:

- (i) Affirmative Sentence (स्वीकारात्मक वाक्य)
जो Sentence किसी कार्य या घटना के होने की सूचना देते हैं। जैसे
1. Hari reads a book.
 2. Kamla is ill.
- (ii) Negative Sentence (निषेधात्मक वाक्य)
जो किसी कार्य या घटना के न होने की सूचना देते हैं। जैसे: -
1. Mohan does not sing.
 2. Ram is not present.

2. Interrogative Sentence (प्रश्नवाचक वाक्य)-

- ◆ जिस वाक्य में कोई प्रश्न पूछा जाता है, वह Interrogative Sentence कहलाता है। इस प्रकार के वाक्यों के अन्त में प्रश्नवाचक चिह्न (?) आता है। जैसे
- ◆ 1. Is Bimla ill?
- ◆ 2. Do you go to school?
- ◆ 3. May I come in?
- ◆ 4. Can you run?

नोट - ऐसे वाक्यों के प्रारम्भ में सहायक क्रिया Is, Am, Are, Was, Were, Do, Does, Can, May आदि आती हैं।

- ◆ 1. What is your name?
- ◆ 2. Where do you live?
- ◆ 3. Who is your father?
- ◆ 4. When do you go to school?

नोट - ऐसे वाक्यों के प्रारम्भ में प्रश्नसूचक शब्द जैसे What, when, who, why, which आदि आते हैं। हिन्दी अर्थ करने पर प्रश्नसूचक शब्द वाक्य के बीच में आता है।

3. Imperative Sentence (आज्ञार्थक वाक्य)-

- ◆ जिस वाक्य से आज्ञा, प्रार्थना या उपदेश का भाव प्रकट होता है। वह Imperative Sentence कहलाता है।
- ◆ आज्ञा - 1. Go there. 2. Bring some water.
- ◆ प्रार्थना - Please help me.
- ◆ उपदेश - Obey your elders.
- ◆ नोट - ऐसे वाक्यों में कर्ता 'you' छिपा रहता है।

4. Exclamatory Sentence (विस्मयबोधक वाक्य)-

- ◆ जिस वाक्य से आश्चर्य, भय, दुःख, विस्मय, दया, घृणा, करुणा, हर्ष आदि का भाव प्रकट होता है, वह Exclamatory Sentence कहलाता है।
- ◆ 1. What a beautiful girl she is! (आश्चर्य)
- ◆ 2. How foolish you are! (विस्मय)
- ◆ 3. How dark the night is! (भय)
- ◆ 4. What a shame! (घृणा)

नोट - ऐसे वाक्यों के अन्त में विस्मयबोधक चिह्न (!) लगा होता है। वाक्य में कभी-कभी verb छिपा रहता है।

5. Optative Sentence (इच्छाबोधक वाक्य)-

- ◆ जो वाक्य कोई इच्छा, कामना, आशीर्वाद अथवा अभिशाप आदि प्रकट करता है, वह Optative Sentence कहलाता है; जैसे
- ◆ 1. May you live long! (आशीर्वाद)
- ◆ 2. May you go to hell! (अभिशाप)

नोट - ऐसे वाक्यों के अन्त में भी विस्मयबोधक चिह्न (!) लगा होता है।

Examples:

- ◆ 1. Mr Sharma teaches us English. (Assertive Affirmative)
- ◆ 2. She does not play cricket. (Assertive Negative)
- ◆ 3. Who are you? (Interrogative)
- ◆ 4. Come here. (Imperative)
- ◆ 5. How fast he is walking! (Exclamatory)
- ◆ 6. May God help you! (Optative)

Exercise : 1

Study the examples and tell the kind of each of the following sentences:

उदाहरणों को ध्यान से देखिये और निम्नलिखित वाक्यों का प्रकार बताइये:

1. The sun rises in the east.
2. Sita is not a good girl.
3. Why have you come late again?
4. Do you not wash your clothes daily?
5. Study regularly.
6. Please wait till I come.
7. How grand the Taj is!
8. Do not make a noise here.
9. Smoking is not good for health.
10. How bad!

Answers

1. Assertive Affirmative
2. Assertive Negative
3. Interrogative
4. Interrogative Negative
5. Imperative
6. Imperative
7. Exclamatory
8. Imperative
9. Assertive Affirmative
10. Optative

Parts of the Sentence

1. Subject (उद्देश्य)
2. Predicate (विधेय)

1. Subject (उद्देश्य) -

◆ यह वाक्य का वह भाग है। जिसमें किसी व्यक्ति अथवा वस्तु के विषय में कुछ बताया जाता है। जैसे-

1. Hari came here.
2. The sun shines.

◆ प्रथम वाक्य में Hari के विषय में और द्वितीय वाक्य में The sun के विषय में बताया गया है।
अतः पहले वाक्य में Hari और दूसरे वाक्य में The sun उद्देश्य (Subjects) हैं।

नोट - क्रिया से पहले 'कौन' या 'किसने' (Who) लगाकर प्रश्न करो।
उत्तर में जो शब्द आये वह Subject होता है।

2. Predicate (विधेय) -

◆ यह वाक्य का वह भाग है। जिसमें Subject (उद्देश्य) के विषय में कुछ बताया जाता है। जैसे-
Hari came here. में 'came here' Predicate है और
The sun shines. में 'shines' Predicate है।

नोट- (1) वाक्य में Subject के अतिरिक्त शेष भाग Predicate होता है।

(2) Imperative Sentences (आज्ञार्थक वाक्य) में Subject छिपा रहता है।

◆ इसलिए Imperative Sentences में केवल Predicate ही होता है। जैसे

1. Come here.
2. Go there.
3. Give me a book.

◆ तीनों वाक्यों में Subject 'You' है, जो छिपा हुआ है।

Example:

1. The sun rises in the east.
Subject - The sun, Predicate - rises in the east.
2. My elder brother lives in Delhi.
Subject - My elder brother, Predicate - lives in Delhi.
3. Playing games was his hobby.
Subject - Playing games, Predicate - was his hobby.
4. It is very cold today.
Subject - It, Predicate - is very cold today

Exercise : 2

उदाहरणों को ध्यान से देखिये तथा निम्नलिखित वाक्यों में **Subject व Predicate** छाँटिये:

1. Birds fly.
2. Cows are grazing in the field.
3. The tiger killed the hunter.
4. The teacher taught us a lesson.
5. My brother lives in Delhi.
6. Our Hindi teacher is a nice person.
7. They played very well.
8. We took him to the hospital.
9. My elder brother bought a new house.
10. We should help the poor.
11. You look ill.
12. The dogs bark.
13. A thief broke into the house.
14. Nobody helped us in trouble.

Answers

Subject	Predicate
1. Birds	Fly
2. Cows	are grazing in the field
3. The tiger	killed the hunter
4. The teacher	taught us a lesson
5. My brother	lives in Delhi
6. Our Hindi teacher	is a nice person
7. They	played very well
8. We	took him to the hospital
9. My elder brother	bought a new house
10. We	should help the poor
11. You	look ill
12. The dogs	Bark
13. A thief	broke into the house
14. Nobody	helped us in trouble

Sentence Corrections

Rule-1:

◆ The articles a/an or the are not used with words such as (kind of, sort of, type of, etc.)

Example:

1. **Incorrect** - What type of the books you like to read?
Correct - What type of books do you like to read?
2. **Incorrect** - What sort of an insect is that?
Correct - What sort of insect is that?

Rule 2:

◆ Sentences with words 'each of' 'one of' 'none of' is always followed by a plural form of the noun.

Examples:

1. **Incorrect:** Each of the player performed well in the match.

Correct – Each of the players performed well in the match.

2. **Incorrect** – None of the student scored above 90% in boards.

Correct – None of the students scored above 90 % in boards.

Rule 3:

◆ The collective noun takes a plural verb when not used as a single unit.

Example:

1. **Incorrect:** The resources was divided based on its expertise

2. **Correct:** The resources were divided based on their expertise.

Rule 4:

◆ Use Present Continuous tense rather than simple present tense, when the recurring action is problematic.

Example:

1. **Incorrect:** She always hits me without any reason

Correct: She is always hitting me without any reason

Rule 5:

◆ If, in a sentence, two action clauses are to take place in the future, use simple present tense for conditional clause and simple future tense for the other clause.

Example:

1. **Incorrect:** The moment she will enter the room, we will start singing the birthday song.

Correct: The moment she enters the room we will start singing the birthday song.

Rule 6:

◆ For impossible past conditions, use past perfect and for its likely results use Would + Have + 3 form of Verb. Past perfect is used for impossible past conditions.

Example:

1. **Incorrect:** If Jacob would have called me. I would have picked him up from the airport.

Correct: If Jacob had called me, I would have picked him up from the airport.

PRACTICE QUESTION

1. **Choose the correct option for Assertive to Negative transformation for the sentence given.**

As soon as he came he made objections.

- (a) There was no other who made objections.
- (b) None but he made objections.
- (c) No sooner did he come than he made objections.
- (d) No sooner had he made the objection, as he come [c]

2. **Which of the following is the most apt conversion from affirmative to negative?**

Everybody was present.

- (a) All were present.
- (b) No one were absent.
- (c) Nobody was absent.
- (d) All is absent. [c]

3. **Choose the correct option for Negative to Assertive transformation for the sentence given: No one can deny that she was pretty.**

- (a) Everybody did not deny, that she was not pretty.
- (b) Everybody admits that she was pretty.

- (c) She was considered pretty by everybody.
- (d) We found here pretty. [b]

4. **Choose the correct assertive form of the following sentence from the given options: They did not sign the paper.**

- (a) They do sign the paper.
- (b) They signed the paper.
- (c) They have signed the paper.
- (d) They were signing the paper. [b]

5. **Choose the correct option changing the following sentence into exclamatory. She sings very sweetly.**

- (a) What sweet she sings!
- (b) How sweet does she sing!
- (c) What sweet does she sing!
- (d) How sweetly she sings! [d]

6. **Choose the correct option for Assertive to Negative transformation for the sentence given : Human is mortal.**

- (a) Human is immortal.
- (b) Human is not immortal.
- (c) Not all humans are mortal.
- (d) Not all humans are immortal. [b]

7. **Change from Interrogative to Assertive.**
Can their fame ever fade?
 (a) Their Fame must not fade.
 (b) Their fame will rise.
 (c) Their fame will glow.
 (d) Their fame can never fade. [d]
8. **Choose the correct option changing the following sentence into assertive:**
How childish your talks are :
 (a) Your talks are childish.
 (b) Your talks should be childish.
 (c) Your talks are not childish.
 (d) Your talks are very childish. [a]
9. **Choose the correct transformation from as- sertive to interrogative :**
We should not waste time in this fruitless occupation.
 (a) What should we do of this fruitless occupa- tion?
 (b) Why will we waste time in this fruitless oc- cupation?
 (c) Why should we waste time in this fruitless occupation?
 (d) Why would we waste time in this fruitless. occupation? [c]
10. **Choose the correct transformation from as- sertive to interrogative:**
Man cannot die better than facing fearful odds.
 (a) How can man die better than facing fearful odds?
 (b) How will man die better than facing fearful odds?
 (c) Should man die than facing odds.
 (d) Will man die better than facing odds?[a]
11. **Choose the correct option changing the following sentence into assertive:**
What a delicious food!
 (a) It was very delicious food.
 (b) It was delicious food.
 (c) Was it a very delicious food?
 (d) It was not a very delicious food. [a]
12. **Choose the correct exclamatory form of the following sentence from the given options: He is a great doctor**
 (a) What a great doctor is he!
 (b) A great doctor is he!
 (c) What a great doctor he is!
 (d) Isn't he a great doctor! [c]
13. **Choose the correct transformation from ex- clamatory to assertive :**
What a wonderful creature an elephant is!
 (a) Elephant is the creature of wonder.
 (b) Of all creatures elephant is wonderful.
 (c) The elephant is wonderful.
 (d) An elephant is a very wonderful creature. [d]
14. **Choose the correct option from Assertive to Exclamatory transformation for the sentence given.**
I wish I had wings of a dove.
 (a) O that I had wings of a dove!
 (b) I am desirous of having wings of a dove!
 (c) What if I had wings of a dove!
 (d) How can one have wings of a dove! [a]
15. **Choose the correct conversion from inter- rogative to assertive:**
Was he not a hero to do such a deed?
 (a) He was not a hero to do such a deed.
 (b) He was such a hero to do a deed.
 (c) Only a hero could do such a deed.
 (d) He was an absolute hero to do such a deed. [a]
16. **Choose the correct option changing the fol- lowing sentence into exclamatory:**
It is a matter of praise that he has won the trophy.
 (a) Bravo! he has won the trophy.
 (b) Bravo, he won the trophy!
 (c) Hurrah! he had won the trophy.
 (d) Alas! he won the trophy. [a]
17. **Choose the correct interrogative transformation of the given assertive sentence: It does not matter much though we happen to be late.**
 (a) What though we happen to be late?
 (b) What happens even though we are late?
 (c) Does it matter not much even if we happen to be late?
 (d) Does it matter much even though we are not late? [a]
18. **Choose the correct option for Assertive to Interrogative transformation of the sentence given:**
I am not the man to submit.
 (a) Is there a man to submit?
 (b) Am I the man to submit?
 (c) Is that a way to submit?
 (d) Should a man not submit? [b]

ARTICLES

- ◆ अंग्रेजी में a, an और the को Articles कहते हैं। ये दो प्रकार के होते हैं -
- ◆ Indefinite Articles - a , an
- ◆ Definite Article - the
- (1) Indefinite Article -**
- ◆ A तथा an का प्रयोग साधारणतया उन Nouns के पहले होता है जिनको गिना जा सके जैसे -A chair is made of wood. इस वाक्य में chair को गिना जा सकता है अतः इसके पूर्व a का प्रयोग हुआ है wood (लकड़ी को यहाँ गिना नहीं जा सकता। अतः इसके पहले Indefinite Article का प्रयोग नहीं हुआ है।
- (2) Definite Article-**
- ◆ यह निश्चित Noun के पहले प्रयोग होता है। जैसे -I went to call the teacher (the teacher of our class).

1. Use of 'A' and 'An' - Indefinite Articles

'A' का प्रयोग

नियम -

- (a) Indefinite Article 'a' का प्रयोग साधारणतया उन Nouns के पूर्व किया जाता है जिनकी गिनती (Singular Countable Noun) की जा सकती है और जिनका उच्चारण व्यंजन (Consonant) की ध्वनि से होता है। जैसे -a dog, a woman, a horse, a boy, a table, आदि ये शब्द क्रमशः 'ड', 'व', 'ह', 'ब तथा ट ध्वनि से ' आरम्भ होते हैं। अतः Article 'a' इनके पूर्व लगा है।
- (b) जब 'u' की आवाज - हो। जैसे 'यू' a university, a European, a useful thing, a unit.
- (c) It is occasionally used in the sense of '**ANY**' or a single entity.
 - (i) she did not speak a word in self defence.
 - (ii) A girl can defend herself against him.
- (d) 'A' is used in the sense of **Every**.
 - (a) He gets a salary of Rs. 5000 a month.
 - (b) He makes thirty thousand a year.

'An' का प्रयोग

नियम -

- (a) Indefinite Article 'an' का प्रयोग उन शब्दों से पहले होता है जो किसी स्वर (a, e, i, o, u) से प्रारम्भ हों और जिनका उच्चारण भी स्वर की तरह होता हो। जैसे -an elephant, an ass, an orange, an umbrella, an inkpot.
- (b) जिन शब्दों में 'h' शान्त रहता है, उनसे पहले 'an' का प्रयोग होता है। जैसे -an hour, an honest man, an honourable man.

- ◆ A तथा An का प्रयोग निम्नलिखित बिन्दुओं के आधार पर समझा एवं प्रयोग किया जा सकता है।
1. प्रथम बार प्रयुक्त होने वाले एकवचन गिनने योग्य संज्ञाओं (Singular Countable Nouns) के पहले:
 - ◆ I have a book.
 - ◆ She lives in a hut.
 - ◆ He saw an old man.
 - ◆ Mr Sharma is an umpire in this match.
 2. ऐसी एकवचन पूरक संज्ञाओं (Noun Complements) से पूर्व जो किसी पेशे या व्यवसाय (profession) से सम्बन्धित हों:
 - ◆ She is a nurse.
 - ◆ He is an engineer.
 - ◆ Neeraj is a doctor.
 - ◆ She is an actress.
 3. Adjective + Noun की स्थिति में:
 - ◆ a big elephant.
 - ◆ an old woman.
 - ◆ an ugly child.
 4. ऐसी अभिव्यक्तियों के लिए जो मूल्य, गति, अनुपात आदि का बोध कराती हों:
 - ◆ two rupees a kilo, six times a day, eighty rupees a dozen, 20 km an hour, ten rupees d meter, इत्यादि।
 5. संख्यात्मक: मात्रात्मक अभिव्यक्तियों से पूर्व/
 - ◆ a pair, a couple, a dozen, half a dozen, a hundred, a thousand, a lot, a great deal, a great man, a quarter, a million इत्यादि।
 6. 'a' तथा 'an' का प्रयोग ('से-एक'same) के अर्थ में भी होता है:
 - ◆ Birds of a feather flock together.
 - ◆ These are two sides of a coin.
 - ◆ Men of a mind always group together.
 - ◆ Take two at a time.
 7. Mr/ Mrs / Miss + surname के पहले वक्ता से उनका परिचय न होने का भाव दर्शाने के लिए a का प्रयोग होता है:
 - ◆ a Mr Sharma, a Mrs Mathur, a Miss Gupta इत्यादि।
 - ◆ a Mr Sharma से आशय ऐसे व्यक्ति से है, जो Mr Sharma के नाम से पुकारा जाता है परन्तु वक्ता से अपरिचित है; परिचित अवस्थामें केवल Mr Sharma या Mrs Mathur लिखते हैं।
 8. Nationality Words and Articles सामान्यतः Nationality words के पहले Article लगता है। नीचे दिए गए Table का अध्ययन कर अपना concept clear करें-

Country/Continent	Adjective	Singular	Plural Two	Plural
Africa	African	an African	Africans	the Africans
Australia	Australian	an Australian	Australians	the Australians
America	American	an American	Americans	the Americans
Arabia	Arabic	an Arab	Arabs	the Arabs
Burma	Burmese	a Burmese	Burmese	the Burmese
Brazil	Brazilian	a Brazilian	Brazilians	the Brazilians
China	Chinese	a Chinese	Chinese	the Chinese
Canada	Canadian	a Canadian	Canadians	the Canadians
Europe	European	a European	Europeans	the Europeans
Greece	Greek	a Greek	Greeks	the Greeks
Germany	German	a German	Germans	the Germans
Iraq	Iraqi	an Iraqi	Iraqis	the Iraqis
Israel	Israeli	an Israeli	Israelis	the Israelis
India	Indian	an Indian	Indians	the Indians
Italy	Italian	an Italian	Italians	the Italians
Denmark	Danish	a Dane	Danes	the Danes
Sri Lanka	Sri Lankan	a Sri Lankan	Sri Lankans	the Sri Lankans
Spain	Spanish	a Spaniard	Spaniards	the Spaniards
Sweden	Swedish	a Swede	Swedes	the Swedes
Norway	Norwegian	a Norwegian	Norwegians	the Norwegians
England	English	an Englishman	Englishmen	Englishmen the English
France	French	a Frenchman	Frenchmen	Frenchmen the French

Exercise: 1

Fill in the blanks with a, an or the:

रिक्त स्थानों को 'a' 'an' अथवा 'the' से भरिये-

- He was wise teacher.
- It was long way to the forest.
- Now cricket has become international game.
- They will be back in week.
- I will finish this work within hour.
- Rani hopes to win lottery.
- He is so good umpire that every player respects him.
- We are to play one-day match next week.
- He is honest man of our city.
- Can you give example of a cruel king?
- My father is MLA.

- My friend's father is UDC.
- Copper is _____ useful metal.
- Rustum is _____ young parsee.
- He returned after _____ hour.
- I saw.....accident of a car.
- That is.....excellent pencil.
- Alex is training to be.....engineer.
- I need..... kilogram of salt.
-movie is perfect.
- I was born in west.

Answers

1. a	2. a	3. an	4. a	5. an
6. a	7. an	8. a	9. an	10. an
11. an	12. a	13. a	14. a	15. an
16. an	17. an	18. an	19. a	20. the
21. the				

2. Use of 'the' - Definite Article

- ◆ The एक definite article है और इसका प्रयोग एकवचन व बहुवचन (Singular and Plural Nouns) के पूर्व निम्नलिखित स्थितियों में किया जाता है -
- 1. एक Noun के पहले जिसका पूर्व में उल्लेख किया जा चुका हो:
 - ◆ I saw a lion. The lion was sleeping under a tree.
पहले वाक्य में मैंने एक शेर देखा। (दूसरे वाक्य में वही) शेर पेड़ के नीचे सो रहा था।
 - ◆ We heard a noise. The noise came from a neighbour's house.
- 2. Adjectives की Superlative Degree के पहले:
 - ◆ Ravi is the best singer in the school.
 - ◆ My uncle is the richest man in the town.

अपवाद

- ◆ किसी सम्बन्धवाचक विशेषण (Possessive Adjective) जैसे :my, his, her, their, your, our के बाद Adjective की Superlative Degree का प्रयोग होने पर the का प्रयोग नहीं होता, जैसे:
 - ◆ He is my best friend.
 - ◆ Mr Dixit is our best teacher.
- 3. किसी शब्द समूह (Phrase) या उपवाक्य (Clause) से सुनिश्चित होने वाले Noun के पहले:
 - ◆ The girl in the blue skirt is my sister.
 - ◆ The man with a little nose is our Principal.
 - ◆ The cars made in our factory are the strongest ones.
 - ◆ The book on the table belongs to the library.
 - ◆ The man who went out is an excellent singer.
- 4. ऐसे noun के पहले जो अपनी सम्पूर्ण जाति (the whole class or race) का बोध कराता है:
 - ◆ The dog is a faithful animal. (यहाँ अर्थ 'समस्त कुत्ता' ('जातिसे है।
 - ◆ The elephant has a long trunk.
 - ◆ The cat likes milk.
- 5. नदियों, सागरों, महासागरों, खाड़ियों, मरुस्थलों, द्वीपसमूहों-, पर्वत श्रृंखलाओं, नहरों, जंगलों तथा देशों के बहुवचनीय नामों के पहले:
 - ◆ The Ganga, The Yamuna (rivers)
 - ◆ The Bay of Bengal (बंगाल की खाड़ी)
 - ◆ The Arabian Sea (अरब सागर)
 - ◆ The Gulf of Mexico (मेक्सिको की खाड़ी)
 - ◆ The Thar desert, The Sahara Desert (सहारा मरुस्थल)
 - ◆ The Himalayas, The UK (इंग्लैण्ड का नाम)
 - ◆ The West Indies, The USA (संयुक्त राज्य अमेरिका):

Note:

- ◆ झीलों के नाम के पूर्व Lake, पर्वत या चोटी के नाम के पूर्व Mount व किसी अन्तरीप के नाम से पूर्व Cape शब्द का प्रयोग होने की स्थिति में the का प्रयोग नहीं होता है, जैसे: Cape Camorin, Mount Everest, Lake Mansarovar, इत्यादि।
- 6. संज्ञा (Noun) की तरह प्रयुक्त होने वाले विशेषण (Adjective) शब्दों के पूर्व the का प्रयोग होता है:
 - ◆ The brave always rule over the earth. (बहादुर व्यक्ति)
 - ◆ The rich should help the poor. (अमीर व्यक्ति)
 - ◆ The weak can never do anything. (कमजोर व्यक्ति)
- 7. विश्व में अपने ढंग की अनोखी अथवा एकमात्र वस्तुओं के लिए: the sun, the moon, the sky, the earth, the world, the Taj, the Wall of China.
- 8. दिशाओं के नाम के पहले: the east, the west, the south, the north.
- 9. ऐसे नामों के पहले जो Adjective + Noun के रूप में हों: the National Highway, the New South Coast, the Gold Coast.
- 10. धार्मिक पुस्तकों, वाद्य-यन्त्रों एवं क्रमवाचक संख्याओं से पूर्व: the Geeta, the Bible, the Quran, the Ramayana, the violin, the flute, the fourth, the last, the next, इत्यादि।
- 11. Comparative Degree के दो बार प्रयोग की स्थिति में:
 - ◆ The more you have, the more you want.
 - ◆ The sooner, the better.
 - ◆ The higher you go, the cooler you feel.
 - ◆ The better I know her, the more I admire her.
- 12. जब किसी Proper Noun (व्यक्तिवाचक संज्ञा) की तुलना किसी अन्य प्रसिद्ध व्यक्ति, स्थान या वस्तु से की जाती है:
 - ◆ Kalidas is the Shakespeare of India.
 - ◆ Kashmir is the Switzerland of Asia.
- 13. धर्म, समुदाय, जाति, राष्ट्रीयता, राजनीतिक दलों, जहाजों, रेलगाड़ियों, हवाई जहाजों, जलपोतों आदि के नाम के पहले: the Hindus, the Sikhs, the Jats, the Vaishnavas, the English, the Indians, the Americans, the Congress, the BJP., the Nilgiri, the Kanishka, the Vikrant, the Chetak Express.
- 14. Plural Surnames के पहले पूरे परिवार को बताने के लिए: the Guptas, the Sharmas, इत्यादि।
- 15. शरीर के अंगों के नाम के पहले:
 - ◆ He caught her by the hair.
 - ◆ She grabbed him by the neck.
- 16. तारीखों एवं राष्ट्रीय महत्व के दिनों के पहले: the 25th July, the 15th August, the 26th January, the Independence Day, the Republic Day इत्यादि।

17. same, only, opposite, front, end, beginning जैसे शब्दों के पूर्व:
- ◆ the same scene, the only son, the opposite party, the front page, the end of the play, the beginning of the story.
18. all, some of (Plural Noun), one of (Plural Noun), each of (Plural Noun) के साथ:
- ◆ all the boys, some of the students, one of the girls, each of the winners.

The Omission of the Definite Article

निम्नलिखित स्थितियों में Definite Article 'the' प्रयोग नहीं होता है :

1. Proper Noun (व्यक्तिवाचक संज्ञा), Material Noun (पदार्थवाचक संज्ञा) तथा Abstract Noun (भाववाचक संज्ञा) के पूर्व:
 - ◆ Arjun was a great archer.
 - ◆ Gold is costlier than silver.
 - ◆ Wisdom is greater than wealth.
2. जब किसी Common Noun का व्यापक अर्थ में प्रयोग होता हो:
 - ◆ Man is mortal.
 - ◆ Man is a social animal.
3. भाषाओं, अध्ययन के विषयों, सार्वजनिक स्थलों, खेलों, बीमारियों तथा निश्चित समय पर किये जाने वाले भोजनों के नाम के पहले:
 - ◆ I am learning French.
 - ◆ She doesn't like physics.
 - ◆ We go to hospital when we are ill.
 - ◆ They go to school regularly.
 - We play hockey every day.
 - ◆ She is suffering from pneumonia. (निमोनिया)
 - ◆ I have lunch at noon.
 - ◆ He goes to temple daily.
4. राष्ट्रों, रंगों, त्योहारों के नाम के पहले:
 - ◆ India has a very old and rich culture.
 - ◆ The leaves of this plant have turned yellow.
 - ◆ Diwali is celebrated with pomp and show.
5. महीनों, दिनों तथा ऋतुओं के नाम के पहले:
 - ◆ January is the first month of the year.
 - ◆ Sunday comes before Monday.
 - ◆ Spring is the first season of the year. (also The spring)
6. God शब्द के पहले इसका प्रयोग नहीं होता 'जब' G' बड़े अक्षर में लिखा गया हो और इसका अर्थ '(हो 'ईश्वर'

 - ◆ He prayed to God for help.
 - ◆ God is everywhere and within every soul.

7. kind of तथा sort of के बाद Definite Article नहीं आता है।
जैसे:-
- ◆ What kind of man is he?
 - ◆ He is a right sort of man.
8. church, market, school, college, hospital, prison, bed के पूर्व Definite Article नहीं लगाते, यदि इनका प्रयोग उसी कार्य के लिए किया जाये जिसके लिए वे बने हों। Church में प्रार्थना के लिए जाते हैं; market में खरीदारी करने के लिए जाते हैं; school, college में पढ़ने के लिए जाते हैं; hospital में इलाज के लिए, prison में सजा भोगने के लिए तथा bed पर सोने के लिए जाते हैं अतः यदि इसी अर्थ में इन शब्दों का प्रयोग होता है, तो इन शब्दों के पूर्व Definite Article नहीं लगता है। जैसे :
- ◆ My son goes to school. (पढ़ने के लिए)
 - ◆ My father is ill and going to hospital. (इलाज के लिए)
 - ◆ The thief has been sent to prison. (सजा काटने के लिए)
 - ◆ You will have to go to court. (वाद विवाद या झगड़ा-निपटाने के लिए)
 - ◆ I go to bed late at night. (सोने के लिए)
 - ◆ He goes to church every Sunday. (प्रार्थना के लिए)
- लेकिन यदि इनका प्रयोग दूसरे कार्य के लिए हो तो Definite Article लगाते हैं, जैसे :**
- ◆ I am going to the school to enquire about the progress of my son.
 - ◆ My father is going to the hospital to see his friend.
 - ◆ Shall we go to the prison to know the prisoner's condition?
 - ◆ I am going to the court to see the dacoits.
 - ◆ The school is at the next crossing.
 - ◆ The market is closed today.
 - ◆ The church of Ajmer is very grand.
9. Proper Noun + 's + Noun से पहले Definite Article नहीं आता, जैसे:
- This is Mohan's house. (यहाँ the Mohan's house नहीं लिखना चाहिए।)
- This is Hari's book. (यहाँ the Hari's book नहीं लिखना चाहिए।)
- परन्तु यदि Common Noun के साथ 's आता है, तो इसके पहले Article लगाते हैं, जैसे ◆
- That is an old man's room.
- This is a priest's hut.
10. Possessive Adjective के बाद Definite Article नहीं लगेगा, जैसे:
- This is my house. I know his address.



- Preposition दो शब्दों से मिलकर बना है-Pre तथा Position. Pre का अर्थ है पहले तथा Position का अर्थ है रखा हुआ (placed) अर्थात् वह शब्द जो किसी Noun अथवा Pronoun से पहले प्रयोग किया जाता है। Preposition सम्बन्धसूचक शब्द होता है जो किसी वाक्य में उस noun अथवा pronoun जिससे पूर्व इसका प्रयोग होता है, का किसी दूसरे Noun अथवा Pronoun के साथ सम्बन्ध बतलाता है। जैसे-

The book is on the table.
The cat is under the chair.

Adjective + Preposition
}

 → Verb
 → Adjective
 → Noun

कुछ प्रमुख Prepositions के प्रयोग:

1. In (अन्दर, में)

- (i) यदि कोई पहले से ही अन्दर हो तो in का प्रयोग होता है, यह स्थिरता का भाव देता है। जैसे-
1. My book is **in** the bag.
 2. You are sitting **in** the room.
- (ii) महीने व सन् के पहले in लगता है-
1. Mahatma Gandhi was born **in** 1869.
 2. He will come **in** July.
- (iii) इसी प्रकार मौसम, सप्ताह, प्रातः, सायं आदि के लिए भी in का प्रयोग किया जाता है in summer, in winter, in a week, in the morning, in the evening, in the afternoon etc.
- (iv) देशों, बड़े शहरों, प्रान्तों, जिलों आदि के नामों के साथ in का प्रयोग किया जाता है। दूसरे शब्दों में, बड़े स्थानों के लिए in का प्रयोग किया जाता है
1. He lives **in** India.
 2. He lives at Sanganer **in** Jaipur District.

2. Into (अन्दर, में) Preposition of movement

- ◆ जब पहले से अन्दर नहीं हो और बाद में गति होकर अन्दर हो तो into का प्रयोग करते हैं। दूसरे शब्दों में,
- (i) जब गति हो, और
- (ii) स्थान परिवर्तन अथवा रूप-परिवर्तन हो तो into का प्रयोग करो।
1. They pulled Simon **into** the boat.
 2. He came **into** the room.
 3. He put the book **into** the bag.

3. On (पर, ऊपर)

- (i) जब एक वस्तु दूसरी वस्तु के ऊपर हो, और दोनों की सतह स्पर्श होती हो, तो on का प्रयोग होता है। in की तरह स्थिर अवस्था में ही इसका प्रयोग होता है।
1. He is sitting **on** a chair.
 2. My book is **on** the table.
- (ii) दिनों के नाम के पहले on आता है, जैसे
- He came here **on** Monday
- (iii) पैदल के लिए 'on foot' आता है, जैसे
- He came **on** foot.

4. Upon = (पर, ऊपर)

- ◆ जब पहले से ऊपर नहीं हो और गति द्वारा स्थान परिवर्तन होकर ऊपर हो तो upon का प्रयोग करते हैं। The cat jumped **upon** the table.

5. Above (ऊपर)

- ◆ ऊपर, से ऊँचा, से अधिक आदि के अर्थ में above का प्रयोग किया जाता है
1. The sky is **above** our head,
 2. We were flying **above** the clouds.
 3. It weighs **above** ten tons.

6. Over = (ऊपर)

- ◆ ऊपर से अधिक, सीधे ऊपर किन्तु वस्तु एक-दूसरे को छूती न हो तो over का प्रयोग होता है। स्पर्श होने पर गति हो अथवा ढकने का अर्थ हो तो भी over का प्रयोग करते हैं।
1. There was a lamp hanging **over** the table.
 2. I have **over** thirty books.
 3. Spread this cloth **over** the table.

7. At

- (i) की तरफ, निकट at दो अर्थों में प्रयोग होता है—
- (1) की तरफ)2) निकट
1. Look **at** the blackboard.
 2. Sita is standing **at** the door.
- (ii) घड़ी के समय के पहले
1. He came to me **at** 6 p.m.
 2. I get up **at** 4 a.m.
- (iii) छोटे स्थान के लिए at तथा बड़े स्थान के लिए in का प्रयोग करो।
- ◆ 1. Mahatma Gandhi was born **at** Porbandar in Gujarat.
2. I live **at** Rajasthan in India.
- ◆ Under = नीचे जब कोई किसी के नीचे हो किन्तु सतह स्पर्श न करे |
1. The cap-seller was sleeping **under** a tree.
 2. The cat is sitting **under** the table.

8. Of (का, की, के)

- (1) of का प्रयोग अधिकार या सम्बन्ध बताने के लिए का, के, को के अर्थ में किया जाता है
- Are these bales **of** silk yours?
 - Good writing is a necessary part **of** education,
- (ii) किसी बीमारी से मृत्यु होने का सम्बन्ध बतलाने के लिए भी of का प्रयोग किया जाता है He died **of** cholera,
- (iii) किसी वस्तु से कोई चीज निर्मित हो तथा उस मूल वस्तु का अस्तित्व अभी भी हो तो of का प्रयोग होगा
This chair is made **of** wood.

9. After (बाद में, पीछे)

- 1. She came **after** 5 o'clock.
- 2. People ran **after** the thief.

10. For (के लिए के अर्थ में)

- (i) समय की अवधि के लिए के अर्थ में 'से'
I have been studying cases **for** two hours.
- (ii) कीमत के लिए
I bought this pen **for** five rupees.

11. Since (समय)

- Since का प्रयोग 'समय के बिन्दु' (Point of time) अर्थात् निश्चित समय से पहले के अर्थ में किया जाता है। यह ध्यान रहे कि 'से' since का प्रयोग केवल Perfect Tense में ही किया जाता है।
- 1. I have been living in Canada **since** 1990.
- 2. He has been working very hard **since** July,

Since - (से) Point of Time	For (तक) Duration Of Time / Tenure
Day (Sunday.....)	Plural time :- Two days/day
Months (July)	1- Months/Month
Dates (2 July)	1- Weeks/week
Season (Winter, Summer)	1-Hours/hour
Meals (breakfast, dinner)	1- Seconds/second
Clock (2'o clock, 3 o' clock)	1-Years/year
Day time (Morning)	
Next/last + time	The+next/last+
Birth/birthday//death/occasion	
Important+day (Mother's day)	
Year (2019, 2022)	
Century (16th....)	
Incident (accident, failure, promotion)	

12. In front of (के सामने)

- 1. We should put the book **in front of** our eyes.
- 2. There is a shop **in front of** my school.
- Between = दो व्यक्तियों अथवा वस्तुओं में अथवा उनके बीच में
- 1. Distribute the pens **between** Sita and Vimla,
- 2. There is a pen **between** these two books.

13. Among (दो से अधिक व्यक्तियों अथवा वस्तुओं के बीच में)

- She came and distributed apples **among** ten students,

14. From.....to (से (को/तक))

- किसी स्थान से आओ तो 'from' का प्रयोग करो। किसी— "स्थान पर जाओ तो to' का प्रयोग करो।
- 1. I am going **to** school
- 2. She went **to** Delhi.
- 3. Sita is coming **from** her house.
- 4. He will return **from** Mumbai in March.
- 5. He will go **from** Jaipur to Jodhpur.

15. Along = सहारे-सहारे, किनारे-किनारे

- (i) लम्बाई की दिशा में एक किनारे से दूसरे किनारे तक एक रेखा में गति दर्शाने के लिए 'along' का प्रयोग किया जाता है। We walked **along** the road.
- (ii) किनारे-किनारे स्थित होने का भाव प्रकट करने के लिए भी 'along' का प्रयोग किया जाता है
Trees grew **along** the river bank

16. Across = आर-पार, उस पार

- (i) किसी चीज के दूसरी तरफ के लिए She lives **across** the river.
- (ii) एक तरफ से दूसरी तरफ के लिए
They built a bridge **across** a river.
- (iii) किसी क्षेत्र में एक तरफ से दूसरी तरफ अथवा विपरीत दिशा में गति दर्शाने के लिए the thief ran **across** the field.

17. Through = में होकर

- (i) Through का प्रयोग गतिशील क्रिया को दर्शाने के लिए किया जाता है। यह एक छोर से दूसरे छोर तक की गति दर्शाने के लिए प्रयोग किया जाता है
- The thief came **through** the window.
 - A man was passing **through** the forest.

18. By (द्वारा)

- (i) Passive Voice में—
- A story is written **by** Sita.
 - Food was cooked **by** my mother.
- (ii) किसी वाहन के अन्दर बैठ कर यात्रा करना—
- She will go **by** car.
 - My father will come **by** train.
- (iii) 'अधिकतम समय या तक के अर्थ में अथवा इस समय से ' अधिक देर से नहीं, दिये हुए समय से पहले— [नोट—ऐसे वाक्यों में by के तुरन्त बाद कोई समय-सूचक शब्द अवश्य दिया हुआ होता है। प्रमुख समय-सूचक शब्द ये हैं—घड़ी का समय (जैसे सात बजे), दिनांक —जैसे) 17 तारीख(, सप्ताह का दिन (जैसे सोमवार), महीने का नाम मार्च—जैसे), मई(, सन् सन्—जैसे) 2017), सुबह, शाम, रात्रि, कल, सप्ताह आदि।[
He will finish his work **by** 5 p.m.

- (iv) 'निकटका भाव प्रकट करने के लिए 'पास' तथा '
Seema is sitting **by** Raju.
- (v) किसी व्यक्ति के कार्य के अर्थ में
The book is written **by** a famous writer.
- (vi) through अथवा along के अर्थ में He came in **by** the back door.

19. With (से, साथ)

- (i) किसी वस्तु द्वारा काम किये जाने के भाव में with का प्रयोग किया जाता है
I write **with** a pen.
Mohan beat me **with** a stick.
- (ii) किसी व्यक्ति के साथ के अर्थ में भी with का प्रयोग करते हैं
I live **with** Mohan.
She goes to school **with** Vimla.

20. Within (के भीतर)

- ◆ किसी निश्चित समय या किसी निश्चित स्थान के (अथवा अवधि) भीतर कार्य करने अथवा सीमित रहने का भाव देने के लिए within का प्रयोग किया जाता है।
- I shall come **within** an hour.
 - Write a story **within** two pages.

21. About (के बारे में, लगभग)

- (a) I know something **about** computer.
(ii) 'लगभगके अर्थ में '
(a) I reach school at **about** 8 a.m.

22. Out of (अन्दर से बाहर)

- ◆ He came out of the classroom.
◆ He took note book out of his bag.

Exercise: 1

Choose the correct answer:

- The pond was the middle of the 200.**
(a) in (b) on
(c) out (d) to [a]
- The animals chatted each other.**
(a) with (b) all
(c) since (d) to [a]
- The owl was surprised this change.**
(a) in (b) into
(c) at (d) up [c]
- They make fun me.**
(a) under (b) of
(c) above (d) down [b]
- My stomach ached ten days.**
(a) since (b) for
(c) in (d) to [b]
- They gave me slice slice.**
(a) since (b) to
(c) after (d) for [c]

- We shall find solutions the problems.**
(a) into (b) in
(c) to (d) up [c]
- We will stay our rooms.**
(a) since (b) for
(c) in (d) down [c]
- They all agreed it.**
(a) since (b) into
(c) to (d) above [c]
- They are tired of being bullied us.**
(a) from (b) by
(c) in (d) out [b]
- They took it one cage to the other.**
(a) from (b) since
(c) for (d) into [a]
- The loser went the nearby mines.**
(a) from (b) above
(c) into (d) over [c]
- He wiped tears his cheeks.**
(a) into (b) in
(c) from (d) to [c]
- I cannot go Jaipur.**
(a) up (b) above
(c) over (d) to [d]
- He ordered an utmost alert sides.**
(a) since (b) for
(c) up (d) on [d]

Exercise: 2

- The young lady stared them.**
(a) at (b) for
(c) in (d) into [a]
- My husband is heaven.**
(a) without (b) from
(c) since (d) in [d]
- They are not meant you.**
(a) into (b) in
(c) for (d) to [c]
- All you will soon die.**
(a) to (b) of
(c) with (d) at [b]
- She was conscious of..... her leg.**
(a) of (b) on
(c) with (d) off [a]
- She died her country.**
(a) for (b) on
(c) since (d) from [a]
- The body bhikshu came**
(a) in (b) from
(c) at (d) below [a]

8. **Thousands of questions came his mind.**
 (a) over (b) for [d]
 (c) since (d) into
9. **He was silent a long time.**
 (a) in (b) into [c]
 (c) for (d) since
10. **I shall go the Emperor.**
 (a) into (b) with [b]
 (c) in (d) since

Exercise: 3

1. **There was hardly anything the room.**
 (a) in (b) into [a]
 (c) by (d) to
2. **They began to fall the ground in heaps.**
 (a) into (b) up to [d]
 (c) under (d) on
3. **We should talk our problems.**
 (a) about (b) into [a]
 (c) to (d) up
4. **The students are not friendly..... me.**
 (a) over (b) in [d]
 (c) at (d) with
5. **The villagers were trouble.**
 (a) in (b) with [a]
 (c) on (d) at
6. **The bhikshu entered the room Chanakya.**
 (a) for (b) by [c]
 (c) with (d) on
7. **She jumped the canal immediately.**
 (a) out of (b) into [b]
 (c) over (d) in
8. **I have been suffering arthritis**
 (a) to (b) since [d]
 (c) for (d) from
9. **I love listening him.**
 (a) in (b) to [b]
 (c) into (d) under
10. **Please tell us the different types of computers.**
 (a) into (b) about [b]
 (c) on (d) at

Exercise: 4

Fill in the Blanks with appropriate Prepositions:

1. **It is seven my watch.**
 (a) of (b) from [c]
 (c) by (d) none
2. **I asked a ticket.**
 (a) from (b) for [b]
 (c) on (d) at
3. **Open your book page 46.**
 (a) from (b) by [a]
 (c) on (d) at
4. **Kamla is ill fever.**
 (a) with (b) from [a]
 (c) by (d) of
5. **The principal is angry you.**
 (a) from (b) by [c]
 (c) with (d) none
6. **The examination begins Thursday.**
 (a) from (b) on [b]
 (c) by (d) in
7. **Riya is searching her book.**
 (a) by (b) on [d]
 (c) from (d) for
8. **Don't quarrel trifles.**
 (a) on (b) over [b]
 (c) from (d) none
9. **Put your purse your pocket.**
 (a) from (b) to [c]
 (c) in (d) none
10. **Rakhi writes ink**
 (a) with (b) from [c]
 (c) in (d) none
11. **Chinna invited me dinner.**
 (a) for (b) to [b]
 (c) from (d) by
12. **I said it his face.**
 (a) to (b) on [a]
 (c) by (d) from
13. **God will protect you harm.**
 (a) by (b) for [c]
 (c) from (d) none
14. **I have no desire wealth.**
 (a) by (b) from [d]
 (c) in (d) for
15. **Rekha repented her only.**
 (a) for (b) of [b]
 (c) by (d) none

Exercise: 5

Fill in the Blanks with appropriate Prepositions:

1. **You should listen what your parents say.**
 (a) from (b) to
 (c) by (d) for [d]
2. **I shall pass your shop.**
 (a) by (b) from
 (c) at (d) to [a]
3. **Word word translation something wrong.**
 (a) by (b) for
 (c) at (d) from [b]
4. **Rohan is knocking the door.**
 (a) for (b) by
 (c) at (d) from [c]
5. **I have a pen write.**
 (a) to, for (b) for, to
 (c) to, by (d) to, with [d]
6. **I reached the station time.**
 (a) in (b) by
 (c) from (d) for [a]
7. **Nidhi was walking garden.**
 (a) into (b) in
 (c) from (d) by [b]
8. **She went the garden.**
 (a) in (b) into
 (c) by (d) beside [b]
9. **The rat ran the hole.**
 (a) into (b) in
 (c) by (d) from [a]
10. **Himanshu killed the snake a stick.**
 (a) from (b) by
 (c) with (d) to [c]
11. **What is the time your watch?**
 (a) from (b) to
 (c) in (d) by [d]
12. **We went to Delhi tain.**
 (a) from (b) by
 (c) in (d) to [b]
13. **He comes to school foot.**
 (a) by (b) from
 (c) on (d) none [c]
14. **send me letters this address.**
 (a) for (b) from
 (c) to (d) none [c]
15. **Please send this parcel my new address.**
 (a) to (b) from
 (c) for (d) by [a]

Exercise: 6

Complete the sentence with the correct preposition from the choices given




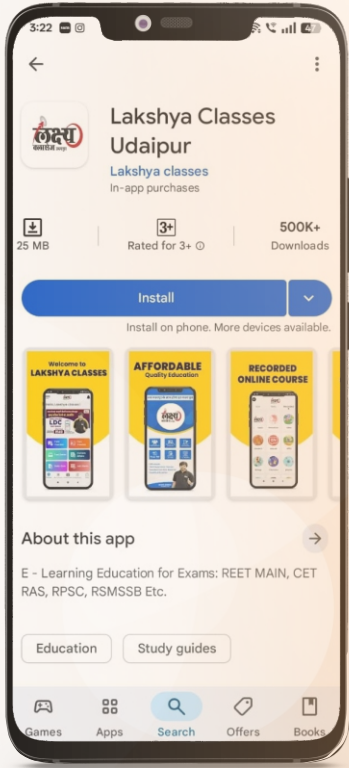
1. We are very excited _____ our trip to Spain next week. (AT, WITH, ABOUT, OVER)
2. I am very fond _____ drinking green tea. (FOR, OF, ABOUT, AT)
3. Almost all politicians were involved _____ the scandal. (IN, AT, WITH, FROM)
4. I am looking forward _____ having a meeting with you next week. (WITH, AT, TO, FROM)
5. At the moment, she is recovering _____ her injuries. (AT, OF, FROM, WITH)
6. I'm dreaming _____ becoming a famous scientist one day (FOR, WITH, ABOUT, INTO)
7. My cousin is married _____ a famous American (WITH, FOR, TO, FROM)
8. I am responsible _____ training the new recruits. (AT, ABOUT, WITH, FOR)
9. Many people took advantage _____ the low prices offered by the new shop (OF, FOR, WITH, TO)
10. I was not quite satisfied _____ the exam results. (AT, FOR, WITH, ABOUT)
11. The president was thankful _____ everyone who helped in the campaign (TO, WITH, FOR, AT)
12. Everyone in this town will benefit _____ the new hospital (FROM, WITH, AT, INTO)
13. For two full days, the man was fighting _____ his life. (UP, WITH, AT, FOR)
14. My dad shouted _____ me because I didn't do what he said (TO, AT, WITH, TOWARDS)
15. She insisted _____ helping me with the dishes. (ON, WITH, FOR, ABOUT)
16. Almost all car companies care _____ the environment (FOR, AT, ABOUT, WITH)
17. Wearing a seat belt can protect you _____ being killed in a car. (WITH, OF, ABOUT, FROM)
18. Ten people were killed when a bus collided _____ a car (INTO, WITH, AT, TOWARDS)
19. The customers came to the shop to complain _____ their service (ABOUT, AT, ON, FOR)
20. Our atmosphere consists _____ oxygen, nitrogen and carbon dioxide (INTO, OF, WITH, FOR)
21. We decided _____ buying the new car. (AGAINST, WITH, AT, OF)

विज्ञापन

सफलता की चाबी राजस्थान परीक्षा हेतु PYQ's सीरीज़



लक्ष्य क्लासेज उदयपुर के विषय विशेषज्ञों के मार्गदर्शन में,
अक्षांश प्रकाशन द्वारा प्रकाशित।



Scan to Download
Lakshya App Now

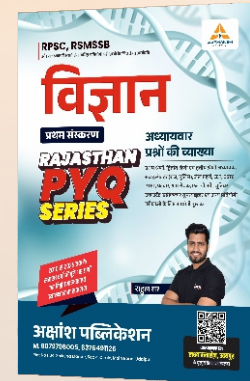



MRP : ₹ 180



व्याख्यात्मक हल

लक्ष्य क्लासेज, उदयपुर
के यूट्यूब चैनल पर उपलब्ध



S.No. AP0078 CODE : APDO(35) NRT

राजस्थान के सभी बुक स्टोर्स एवं लक्ष्य क्लासेज एप्लीकेशन पर उपलब्ध!

सफलता के पथ पर सबसे तेज उभरता हुआ संस्थान

लक्ष्य क्लासेज™

M. 9079798005, 6376491126

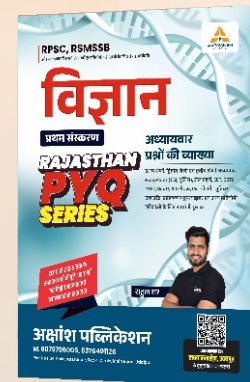




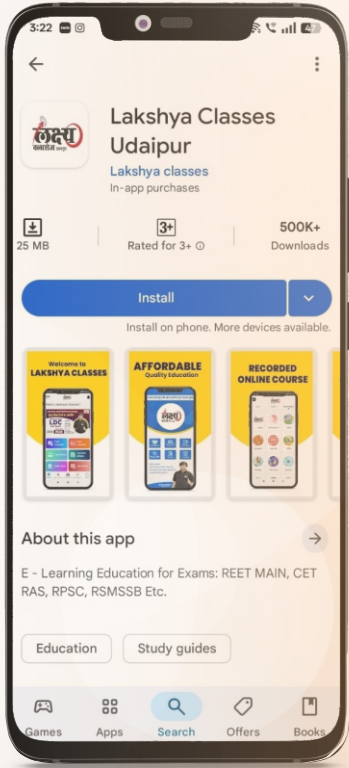
Plot No 1104, Shiksha Mandir, Sec 4, Circle,
Main Road, Udaipur

विज्ञापन

सफलता की चाबी राजस्थान परीक्षा हेतु PYQ's सीरीज़



लक्ष्य क्लासेज उदयपुर के विषय विशेषज्ञों के मार्गदर्शन में,
अक्षांश प्रकाशन द्वारा प्रकाशित।



Scan to Download
Lakshya App Now



MRP : ₹ 180



व्याख्यात्मक हल

लक्ष्य क्लासेज, उदयपुर
के यूट्यूब चैनल पर उपलब्ध

राजस्थान के सभी बुक स्टोर्स एवं लक्ष्य क्लासेज एप्लीकेशन पर उपलब्ध!

S.No. AP0078 CODE : APDO(35) NRT

सफलता के पथ पर सबसे तेज उभरता हुआ संस्थान

लक्ष्य क्लासेज™

M. 9079798005, 6376491126

Plot No 1104, Shiksha Mandir, Sec 4, Circle,
Main Road, Udaipur